

Woodlands Ring Primary School

Steps to change your SLS verification
email

Changing the verification email address

- You may wish to change the verification email address in the SLS to your own personal email address
- Current address for all students is wrpsictdept@gmail.com
- You may follow the steps to change the verification email address
- The final step would involve you having to login to the email account on the same device as the one where the SLS window is open
- The computer would need to verify that both devices are using the same IP address

After logging in, click on the 'person' icon



My Assignments

You have **0** pending assignment(s).



MOE Learning Resources

Do you want to learn more? [Browse](#) for the resources here.

No announcement available

Other Resources



My Subject Classes

[View Past Subject Classes](#) ▶



Next, click on the 'Password Reset Email Address' link



SINGAPORE
STUDENT
LEARNING SPACE
LEARN ANYTIME, ANYWHERE, AT ANY PACE

My Profile

[Password](#) [Security Questions](#) [Password Reset Email Address](#)

Current Password

New Password

Confirm New Password


SUBMIT **RESET**


Password Guidelines


Password should be 8 characters or more using a combination of numbers and alphabets.


Then enter your new email address and proceed to verify it by logging into the email on the same device where the SLS page is open

SINGAPORE
STUDENT
LEARNING SPACE
LEARN ANYTIME, ANYWHERE, AT ANY PLACE

 My Profile

 Password Security Questions Password Reset Email Address

 Current Email Address
wrpsictdept@gmail.com - Verified

 New Email Address

Why should I enter my email address?

If you forget your password, you can use the 'Forgot Password' button on the login page to send a password reset link to your email.

[Technical Support](#) [User Guide](#)