



Woodlands Ring Primary School

Primary One Orientation

Outline of Presentation

- Classroom Activity @ Orientation
- P1 Bridging Programme
- Getting Ready for School
- Home-School Partnership

Classroom Activity on Orientation Day


Classroom Activity

- Meet and Greet
- Introduction to school
- Routines and Expectations
- Sharing by our prefects

Classroom activity

A4 Button File

- Activity sheets
- Name tag
- Booklist
- Road Safety Zone brochure
- The Family Values Card Game
- Handmade bag tags



WRPS P1 Bridging Programme 2024

A 2-Week Programme

WRPS Bridging Programme

Help children transit smoothly from pre-school to their first year of primary school

- Social and Emotional Readiness
- Classroom Readiness
- Self-Confidence

WRPS Bridging Programme

January 2024						
Sunday	Monday	Tuesday	Wednesday	Thursday	Friday	Saturday
	1	2	3	4	5	6
7	8	9	10	11	12	13
14	15	16	17	18	19	20
21	22	23	24	25	26	27
28	29	30	31			

WRPS Bridging Programme

January 2024						
Sunday	Monday	Tuesday	Wednesday	Thursday	Friday	Saturday
	<input checked="" type="checkbox"/>	2	3	4	5	6
7	8	9	10	11	12	13
14	15	16	17	18	19	20
21	22	23	24	25	26	27
28	29	30	31			

Part 1

When:
2 Jan – 5 Jan & 8 Jan

Part 2

When:
9 Jan – 12 Jan

P1 Orientation Bridging Programme (Part 1)

- Diverse group settings
- Interaction among the children
- Adapting to school environment with structures and routines

When:

2 Jan – 5 Jan & 8 Jan

How:

Group Number

P1 Orientation Bridging Programme (Part 2)

PG notice
on 5 Jan

- Come together as a class
- Get to know one another
- Build Teacher-Student relationship

When:
9 Jan – 12 Jan


How:
Classes

Important Dates

Students will assemble by classes on 9 Jan onwards

**Part 1
(By Group)**
2/1 - 5/1 & 8/1

**Part 2
(By Class)**
9/1 - 12/1



5/1:
PG Notification
of Classes

15/1:
3 p.m. – 4.30 p.m.
P1 Parents'
Engagement

Nurturing Positive Learning Attitudes

- You can encourage your child to:
 - Ask questions about their experiences
 - Practise life skills independently (e.g. buy food/drink on their own, ask for permission, etc.)

Learning Dispositions

WRPS Mission:

Nurture pupils to become life-long learners and effective members of society

Knowledge

+

Skills

+

Learning Dispositions

=

Lifelong Learner

Learning Dispositions in WRPS

Perseverance

Engagement

Curiosity

Teamwork

Learning Dispositions in WRPS

Learning Dispositions	Examples of Behavioural Traits to be Exhibited:
<p data-bbox="453 354 805 402">Perseverance</p> <p data-bbox="188 445 1075 488">[Children will keep working at a task without giving up]</p>	<ul data-bbox="1274 285 2053 551" style="list-style-type: none">- I learn from mistakes- I do not give up- I try different ways to overcome challenges- I ask clarifying questions
<p data-bbox="473 654 794 702">Engagement</p> <p data-bbox="61 745 1202 788">[Children will immerse in what they are doing and enjoy what they do]</p>	<ul data-bbox="1274 585 2048 851" style="list-style-type: none">- I enjoy doing my classwork and homework- I complete my work on time- I give my attention during lessons- I give my best when I do my work
<p data-bbox="519 925 749 973">Curiosity</p> <p data-bbox="61 1016 1202 1059">[Children will show interest in things that are happening around them]</p>	<ul data-bbox="1274 899 2145 1093" style="list-style-type: none">- I listen attentively when others are speaking- I ask questions to find out more about a topic- I show interest and explore about what I observe
<p data-bbox="499 1159 769 1208">Teamwork</p> <p data-bbox="112 1250 1151 1293">[Children will learn to work together to achieve a common goal]</p>	<ul data-bbox="1274 1136 1982 1316" style="list-style-type: none">- I share my ideas with others- I work well with others on tasks- I respect the views and ideas of others

Getting Ready for School



Primary 1

**First Day of School
Tuesday, 2 January 2024**





Primary 2 - 6


**First Day of School
Wednesday, 3 January 2024**



School Hours

Days	Time
Monday, Tuesday, Thursday & Friday	7.30 a.m. – <u>1.30 p.m.</u>
<u>Wednesday</u>	7.30 a.m. – <u>12.30 p.m.</u>
Students are strongly encouraged to be in school by 7.20 a.m. for flag-raising ceremony	

P1 School Hours for Week 1



Days	Time
Tuesday, 2 January 2024	7.30 a.m. - 12.25 p.m.
Wednesday, 3 January 2024	7.30 a.m. – 12.25 p.m.
Thursday, 4 January 2024	7.30 a.m. - 1.25 p.m.
Friday, 5 January 2024	7.30 a.m. - 1.25 p.m.
<u>Monday, 8 January 2024 onwards</u> (together with P2 to P6)	Mon, Tue, Thu, Fri: 7.30 a.m. – 1.30 p.m. Wed: 7.30 a.m. – 12.30 p.m.
Students are strongly encouraged to be in school by 7.20 a.m. for flag-raising ceremony	

First Day @ School on 2 Jan 2024

Hall Layout

Stage

G1

G2

G3

G4

G5

G6

G7

Parents

2 Staggered Recess Timings on 2 Jan 2024 - *Day 1 only*



Class	Recess	Remarks
Group 1 Group 2 Group 3	8.45 a.m. to 9.30 a.m.	Parents can return to school by 8.40 a.m. to view the recess.
Group 4 Group 5 Group 6 Group 7	9.45 a.m. to 10.30 a.m.	Parents can return to school at 9.40 a.m. to view the recess

NOTE:

- *From 3 January onwards, P1 Recess will be from 9 a.m. - 9.30 a.m. as reflected on timetable.*
- *P4 students will be assigned as buddies for your child*

1st Recess

Seating Arrangement(Canteen Layout)


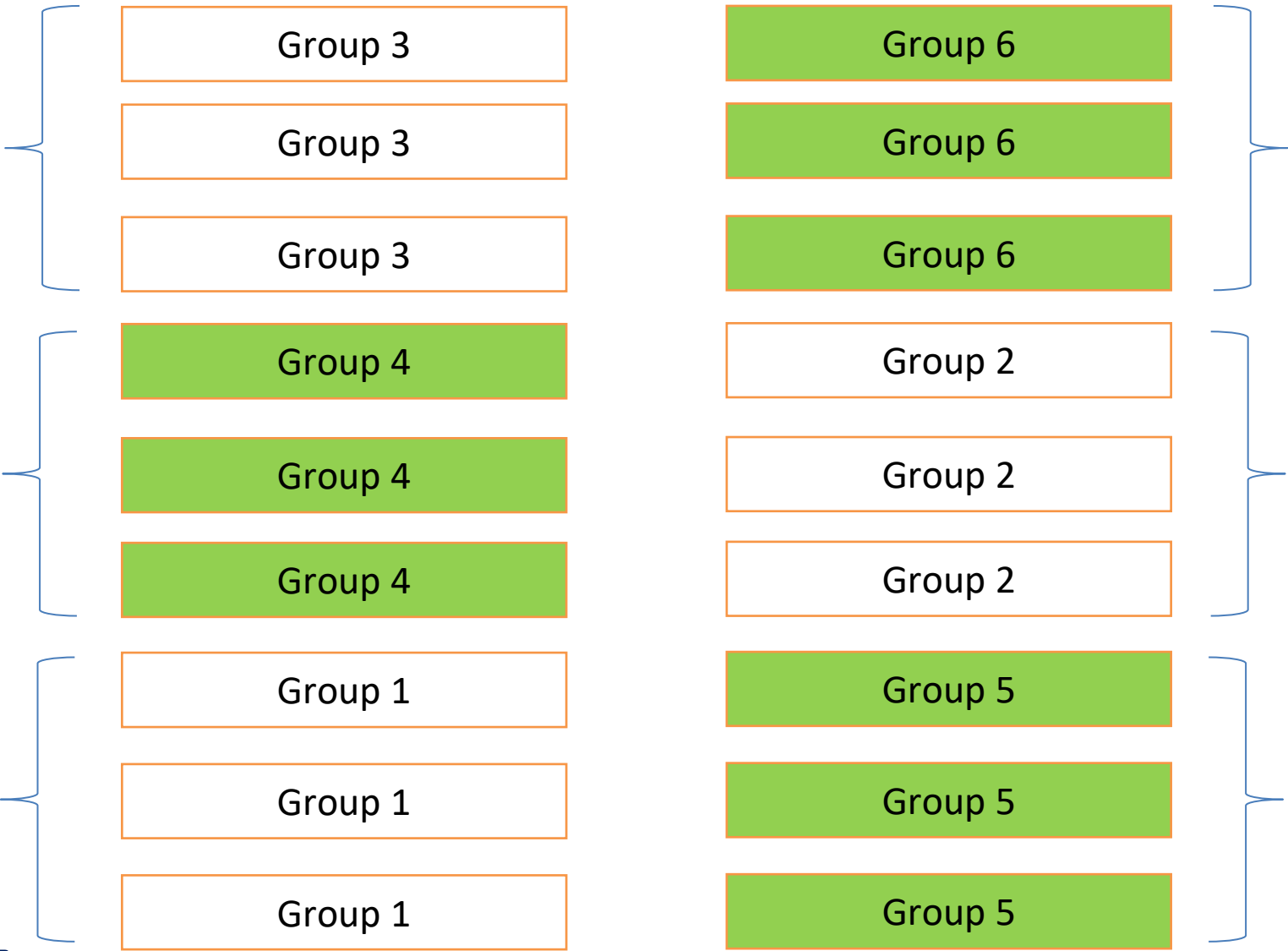



8.45 a.m. to 9.30 a.m.

Canteen Stalls

2nd Recess

Seating Arrangement(Canteen Layout)



9.45 a.m. to 10.30 a.m.

Canteen Stalls

Sharing Sessions for Parents on 2 January 2024

Title of Sessions	Time	Venue
Helping our Children to transit into P1 with ease By Special Education Needs Officers	8.00 a.m. – 8.30 a.m.	Hall
Helping our Children to transit into P1 with ease (Re-run) By Special Education Needs Officers	10.30 a.m. – 11.00 a.m.	
Raising Readers By National Library Board	11.00 a.m. – 11.30 a.m.	
Home-School Partnership in Math By Math Department	11.30 a.m. – 12.00 noon	

Viewing of Dismissal (School bus / Big Heart / External Student Care)

- Meet at the canteen at 12 noon
- Parents will be led to the following areas to view the dismissal:
 - School Bus: Basketball Court
 - Big Heart Student Care: Outside Big Heart SCC
 - External Student Care: Foyer

Important Dates

Wednesday, 10/1
Timetable will be
issued

Monday, 15/1
Timetable will
take effect

Thursday, 11/1
Commencement
of collection of
files/books

Attire

- School uniform (2 Jan)
- School Uniform / PE Attire (3 Jan to 12 Jan)
- Nametag (plastic case)
- White school shoes and WRPS Socks


From 15 January 2024 onwards:

- Take note of days your child would have to put on the School Uniform or the P.E. Attire. Information will be on the timetable.

Things to bring daily

Light weight bag (no wheels)

- Pencil case
- 3-4 sharpened pencils
- Short ruler
- An eraser
- Coloured pencils
- Student's Planner
- Water bottle
- A story book
- Correspondence File (red file)
- Pocket money



Personal Particulars

Name: _____

Address: _____

Home Telephone / Mobile Number: _____ Class: _____

Date of Birth: _____

Medical Condition / Allergy: _____

School Bus No.: _____ School Bus Operator Tel: _____

Name of Student Care (Tel): _____

Brothers / Sisters In Woodlands Ring Primary School

Name: _____ Class: _____

1. _____

2. _____

In Case Of Emergency

Name of Parent/Guardian: _____ Relationship: _____

Contact Number: _____ (HP): _____ (Office): _____

Daily Commuters to Johor Bahru (Please provide a local contact)

Name: _____ Relationship: _____

Contact Number: _____ (HP): _____ (Office): _____

After-School Lessons (ASLS) & Co-Curricular Activity (CCA)

Description	Day	Time	Teacher I/C

1

Arriving at School



Gate 2



Gate 3



Gate 4



Passionate Learners  **Gracious Citizens**

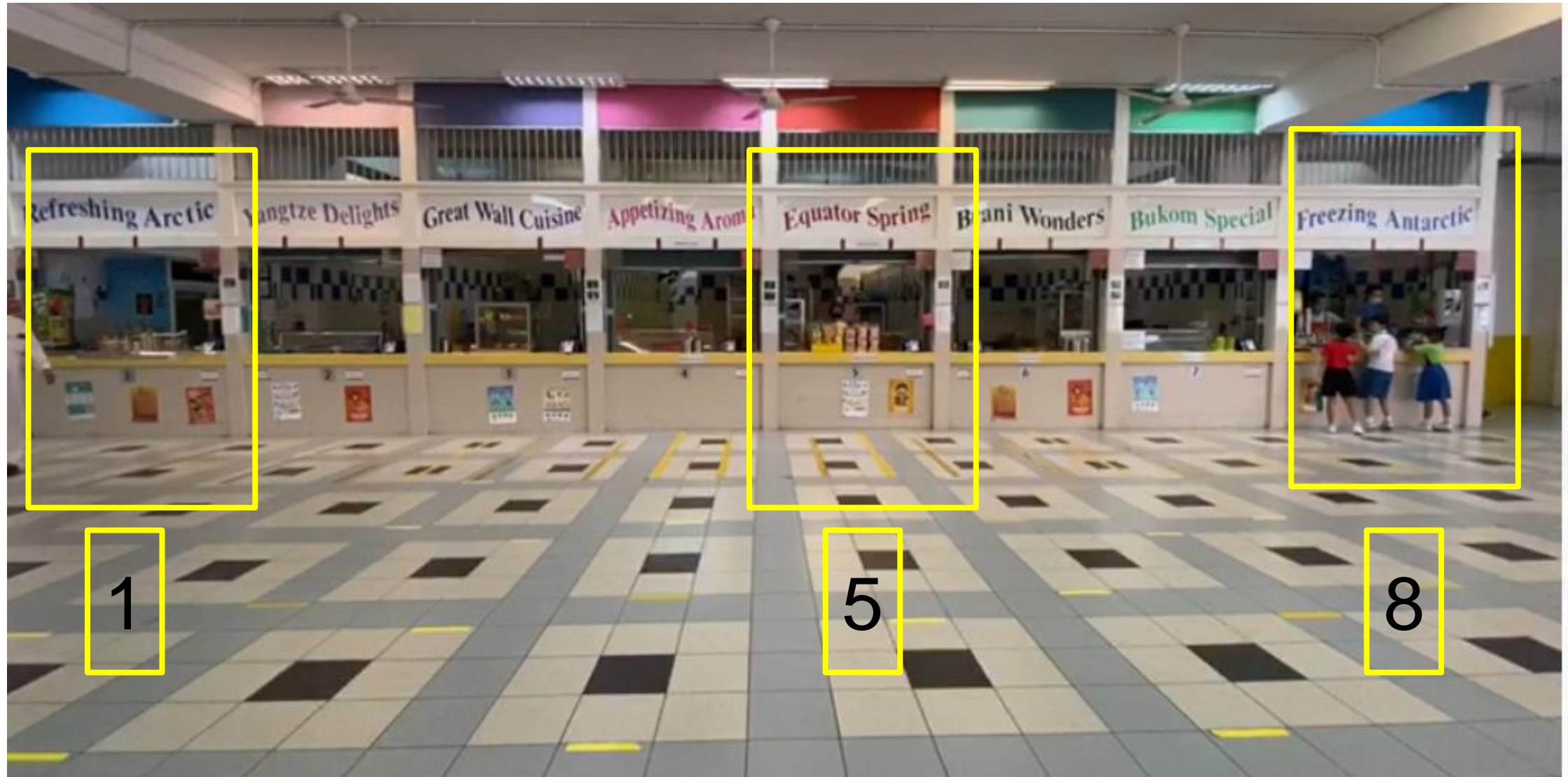
Dropping off at the Foyer



Canteen



Canteen



1

5

8

Halal Stalls @ Canteen



Snack Break

- 10 mins snack time at 12 noon
- Prepare a simple dry snack (e.g. bread, fruits, biscuits)



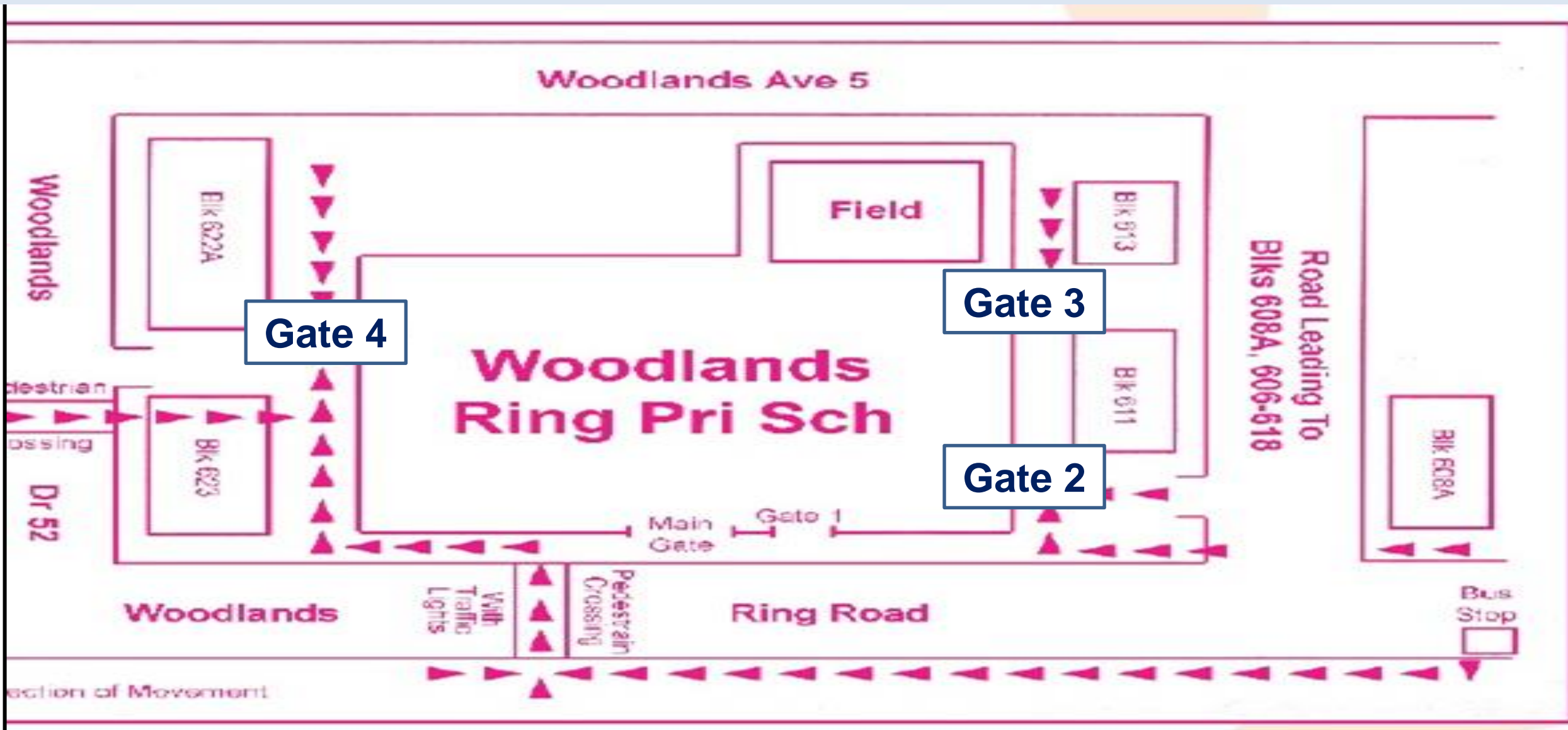
Dismissal Procedures

Dismissal Procedures

FORM SG to be submitted by 5 Dec 2023

No.	Dismissal Arrangement	Venue
1.	Gate 2	Gate 2
2.	Gate 3	Gate 3
3.	Gate 4	Gate 4
4.	School Bus	Basketball court
5.	External Student Care (eg. Dedicated Student Care, Little Star, etc.) with bus service	Foyer
6.	External Student Care (eg. Dedicated Student Care, Little Star, etc.) with teacher on site	Foyer
7.	Waiting for older Siblings	Canteen
8.	Big Heart Student Care Centre @ WRPS	Outside SCC

Map



Dismissal at Gates 2/3/4

- Main Teacher stationed at Gates 2, 3 & 4
- Call out group by group (Groups 1 – 7)
- Handover of child to family member/ helper
- Be punctual
- Child will remain at the waiting area within the school compound with the teacher

Taking the School Bus

- Teacher will lead your child to the basketball court
- Child will sit at a designated spot

External Student Care

- Teacher will lead your child to the foyer
- If there is a bus transport, the driver will pick up your child.



Waiting for Siblings

- Teacher will lead your child to the canteen
- Designated space for them to sit at the canteen



Big Heart Student Care Centre (SCC) @ WRPS

- Teacher will lead your child to Big Heart SCC
- SCC Teacher will take over



Tour Around the School

- Walk around the school (Level 1) with your child to familiarise with the various areas in the school

Keying in Dismissal Info in FORMSG


9. Dismissal Arrangement:

Please choose one of the options below.

- 1. My child/ward will be picked up at Gate 2.
- 2. My child/ward will be picked up at Gate 3.
- 3. My child/ward will be picked up at Gate 4.
- 4. My child/ward will be taking the school bus home.
- 5. My child/ward will be attending an external Student Care Centre and will be taking the bus to the Student Care Centre. (Proceed to Qn 10)
- 6. My child/ward will be attending an external Student Care Centre and will wait at the foyer for his/her Student Care Teacher. (Proceed to Qn 10)
- 7. My child/ward will wait for his/her older sibling at the canteen.
- 8. My child/ward will be attending the Big Heart Student Care Centre located within the school's premises.

**FORM SG to be submitted
by 5 Dec 2023**

Home-School Partnership



Passionate Learners  Gracious Citizens

Home-School Partnership

Join the Parent Support Group (PSG)!

- A group of dedicated parents who partner the school to support fellow parents in nurturing their children.

Meet them at
the Foyer to
register your
interest



Home-School Partnership

Communicating with your child's teacher

- Regular conversations with teachers in both academic and non-academic areas
- Email address of teachers
- Using of student's planner/correspondence file

Parent-Child Activity Book (Digital)

10 TIPS FOR PARENTS to help you navigate your child's first year in primary school.

- Chat with your child
- Boost their confidence
- Practise various scenarios
- Create something interesting
- Thank others for their help
- Pledge to do things together

Parent kit
View the various parent kits available.

Education Stages Learning Technology **Parent-Child Relationship** Well-Being Personal Growth

Parent-child activities to strengthen family relationships and bond with your child

Parent-Child Activity Book

The Parent-Child Activity Book (PCAB) is specially designed to help your child transit from preschool to P1. The PCAB includes 10 tips, and is filled with fun and meaningful parent-child activities for you to try with your child.

A Great Start to Primary School

Talk about your child's likes in this 'About Me' activity and commemorate the first day of school with your child.
Last updated: 1 Nov 2022

How To Use This Book

This marks the start of your child's very own adventure! Read this mini guide to find out how you can use the activities to help your child transit to P1.
Last updated: 1 Nov 2022



How To Use This Book?

Primary school is an exciting time for all – not just for the kids, but for parents, too!

In this book, you'll find 10 tips for parents—to help you and your child adjust smoothly to primary-school life. Each tip includes activities which you can do together.

As this is an e-version, you may want to download this and print it, and let your child write or draw on paper. If you prefer an environmental-friendly way, screenshot the pages, or download it and use a mobile application for your child to doodle on it.

With your child, pick the activities that you'd like to do. You don't have to do them all!

This book tells your child what to do

Use an application and allow your child to doodle on it!

Activities Inside Include:

Pledge
Make promises and keep them

Boost
Every child needs encouragement

Thank
Show gratitude. It's a great habit!

Create
Make something awesome together

Practise
Get together with new readers

Show-and-Tell
Keep that conversation flowing!

This will be a year of making great memories, together. Have fun learning with your child!
Your adventure begins on the next page.

Home-School Partnership

Parents Gateway

- Have you downloaded?

Please approach us should you need any help on PG related matters

Contact Us

- School website: <https://woodlandsringpri.moe.edu.sg>
- School email address: wrps@moe.edu.sg
- General Office Number: **6364 3679**
- School WhatsApp Number: **8725 8217**

Parents' Engagement Session for P1

Date: Monday, 15 January 2024

Time: 3 p.m. to 4.30 p.m.

Mode: Face-to-Face Session



Care Corner Services

Off to a good start!

Help your child transit successfully to primary school

Organised by
Care Corner Family Support Services

As children undergo transition to a new school environment, it can be both exciting and worrying as they meet with new routines, responsibilities, and people. How can parents support them through this period of transition?

LEARN SIMPLE AND PRACTICAL STRATEGIES FROM A PARENTING EXPERT

- Understanding child developmental stages
- Manage difficult emotional behaviours
- Prevent other problem behaviours
- Build strong and healthy relationships with our children

over a series of 3 seminars based on principles of positive parenting

Power of Positive Parenting & Building Confidence and Competence
2 December, Saturday
9 to 11.30am

FREE Online Parenting Talks

REGISTER HERE
<https://go.gov.sg/cc-3p17>

Developing Resilience Through Transitions
4 December, Monday
7.30 to 9.00pm

Care Corner Family Support Services
✉ ffl@carecorner.org.sg
☎ 6978 4090

Positive Parenting Programme is an endorsed programme by MSF

OFF TO A GOOD START!

Calling all Woodlands Ring Primary School P1 parents, join us on Dec 2nd and 4th to find out how to prepare your little one for the upcoming transition using Triple P principles.

SIGN UP NOW!

<https://go.gov.sg/cc-3p17>

**YOUR CHILD IS
READY
ARE YOU?**

